



Europeana Space

CIP BNP 621037

E-Space in Education
Fred Truyen



Co-Funded by the European Union

Official Media Partner

DIGITAL MEETS CULTURE .net
www.digitalmeetsculture.net



E-Space Education Spotlight

Extending the use of digital content to the arena of education, in order to boost creativity and creative skills in teaching and learning...

[Learn more](#)

What E-Space is Offering to the Educational Sector

Europeana Space is offering a wide range of services to the educational sector through its activities:

- 5 examples of creative re-use of digital cultural content for education
- a MOOC, Massive Open Online Course, to learn what you can do with digital cultural heritage, for your research, your studies, your classrooms
- 6 thematic Pilots developing prototypes, that can be

- thematic events on education and digital cultural heritage
- a review of existing projects, environments and best practices dealing with digital cultural heritage content in an educational context

The huge amount of digital cultural heritage available in many repositories on line is a wealth of material that you can engage with, and access to re-use for teaching and


Rode Altarpiece



The retable by Hermen Rode of St. Nicholas' Church in Tallinn is the focus of this demonstrator which uses very high resolution digital images. Download a presentation of the Demonstrator (PDF, 1.5 Mb) It is used for an educational programme in schools: Young Art Detectives The "Rode Altarpiece in Close-up" lesson plans is Actively engaging...

[Continue Reading](#)

Irish Folk Tales



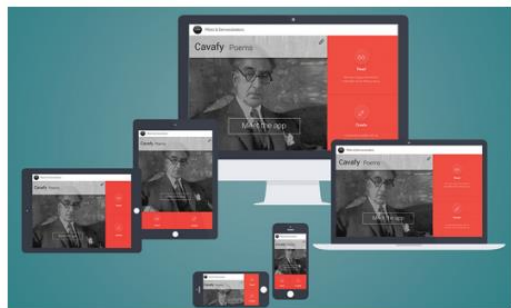
The Irish Folktales demonstrator aims to promote the richness of Ireland's storytelling tradition in an online educational context and, within the broader context of the EuropeanaSpace Project, to demonstrate the potential that cultural heritage and creative industry partnerships can have. Access here the Demonstrator The folktales are presented in a digital application, a relevant and... [Continue Reading](#)

Archaeology in Cyprus



Objective of the demonstrator is the development of a holistic approach for educating people (grown ups and kids) on Monuments that are listed at UNESCO world heritage list, in Cyprus. The system uses all innovative digital heritage resources, in order to help the user, in a UX friendly way, to learn about the different phases... [Continue Reading](#)

Cavafy Poems



A digital application comprising multiple thematic layers will be developed to showcase the work of seminal Greek poet C. P. Cavafy. The application will house digitised manuscripts of a specific number of Cavafy poems along with audio and video recordings of said poems and audiovisual commentary by leading scholars. The Cavafy digital application will function...

[Continue Reading](#)

Photographic Investigation of Art Works



This demonstrator is based on the website 'Closer to Van Eyck – Rediscovering the Ghent Altarpiece' which presents the Ghent Altarpiece (1432) in visual light macrophotography, infrared macrophotography, infrared reflectography and X-radiography. In total, the website contains more than 100 billion pixels of image data, hence processing and presenting such a huge amount of data posed significant... [Continue Reading](#)

E-Space Education MOOC

Learn how to become creative with digital cultural content.
Cultural heritage is not just to contemplate, but to live with
and engage with.

Action!



To be launched in October 2016

- ❑ A structured course where people can learn how to become creative with cultural heritage content on Europeana Space

- ❑ 3 levels:
 - Students, teachers, general audience
 - Professionals in the creative industries
 - Developers



- Open edX
 - Open courses
 - Largest non-commercial provider
 - Top universities

OPENedX



KULeuvenX

[Back to schools and partners](#)

Free online courses from KU Leuven University

Situated in Belgium, in the heart of Western Europe, KU Leuven has been a centre of learning for nearly six centuries. Today, it is Belgium's largest university and, founded in 1425, one of the oldest and most renowned universities in Europe. As a leading European research university and co-founder of the League of European Research Universities (LERU), KU Leuven offers a wide variety of international master's programmes, all supported by high-quality, innovative, interdisciplinary research.

[+ See more](#)

KU Leuven University MOOCs

Browse free online courses in a variety of subjects. KU Leuven University courses found below can be audited free or students can choose to receive a verified certificate for a small fee. Select a course to learn more.





The Great War and Modern Philosophy

Learn how philosophers responded to the First World War and how the war changed philosophical reflection.

KU LEUVEN

In Session
Started on October 27, 2015

Enroll Now

☒ I would like to receive email from KU Leuven University and learn about its other programs.

About this course

0 Reviews 0/5 ★★★★★

The First World War, also known as the Great War, was the original catastrophe of the 20th-century. This course investigates the complex ways in which the Great War mobilized philosophical reflection during the war and the varied ways in which philosophical thought responded to the war.

[+ See more](#)

What you'll learn

- Basic knowledge of important philosophical reactions to the First World War
- Conceptual understanding of philosophical and literary texts
- Historical understanding of the war and its cultural impact

🕒	Length:	9 weeks
🎨	Effort:	4 - 5 hours/week
💰	Price:	FREE
🏛️	Institution:	KULeuvenX
🎓	Subject:	Humanities
⚙️	Level:	Intermediate
💬	Languages:	English
📄	Video Transcripts:	English

MY COURSES



Europeana Space

KULeuvenX - EspaceX
Starts - Oct 10, 2016

[View Course](#)

- ❑ One Module for each pilot, about 2-3 hours of learning in each module
- ❑ One Module a week
- ❑ Links to Educational demonstrators

Introduction



Preparatory reading



Reading Materials

Lecture, videoclip



Quiz

Assignment



Forum Discussion

View this course as: Staff[Home](#) [Course](#) [Discussion](#) [Wiki](#) [Progress](#) [Instructor](#)

Bookmarks

▼ [Photography](#)**Introduction**[Preparatory Readings](#)[Build your Story online](#)[Challenge](#)[Discussion](#)[Photography and IPR](#)[Further reading](#)► [Open and Hybrid Publishing](#)► [Television](#)► [Dance](#)► [Games](#)► [Museums](#)[Photography](#) > [Introduction](#) > [Getting Creative with Vintage Photographs](#)[VIEW UNIT IN STUDIO](#) [Bookmark](#)

Getting Creative with Vintage Photographs



Today there is a lot of cultural heritage online on large repositories such as Europeana and Media Commons

So is this being sufficiently reused or not?

Well, I would say no, I would really say no. I think people surf but whether they really

use it as they should, I doubt so.

How do you think then that it could be more reused?

I think there is no problem with the first use, the individual use, where you are browsing

in these catalogues or using Google

View this course as: Staff[Home](#) [Course](#) [Discussion](#) [Wiki](#) [Progress](#) [Instructor](#)

Bookmarks

[Photography](#)**Introduction**[Preparatory Readings](#)[Build your Story online](#)[Challenge](#)[Discussion](#)[Photography and IPR](#)[Further reading](#)[Open and Hybrid Publishing](#)[Television](#)[Dance](#)[Games](#)

Photography > Introduction > Quiz

[VIEW UNIT IN STUDIO](#)

Bookmark

Quiz: what do you take home from the intro?

(5 points possible)

After you have watched the video, complete the following quiz.

Please note: there is only one correct answer for each question.

What does it mean to reuse creatively cultural heritage online?

- ☐ To browse online catalogues of cultural institutions
- ☐ To remix digitized materials and create own content
- ☐ To produce from scratch new digital materials
- ☐ To use Google to find information on digital cultural heritage

View this course as: Staff ▼[Home](#) [Course](#) [Discussion](#) [Wiki](#) [Progress](#) [Instructor](#)
Bookmarks

▼ Photography

Introduction

[Preparatory Readings](#)[Build your Story online](#)[Challenge](#)[Discussion](#)[Photography and IPR](#)[Further reading](#)[▶ Open and Hybrid Publishing](#)[▶ Television](#)[▶ Dance](#)[▶ Games](#)[▶ Museums](#)

Photography > Introduction > E-Space Photography Pilot

[VIEW UNIT IN STUDIO](#) [Bookmark](#)

had a profound effect on professional photography.

The web and the smartphone have changed photography irrevocably. No need to explain that selfies, instagram, GoPro's and the sheer ubiquity of the image have completely transformed the place of photography in our lives. It also


View this course as: Staff ▾[Home](#) [Course](#) [Discussion](#) [Wiki](#) [Progress](#) [Instructor](#)

Bookmarks

▼ Photography

[Introduction](#)**[Preparatory Readings](#)**[Build your Story online](#)[Challenge](#)[Discussion](#)[Photography and IPR](#)[Further reading](#)▶ [Open and Hybrid Publishing](#)▶ [Television](#)▶ [Dance](#)▶ [Games](#)▶ [Museums](#)

Photography > Preparatory Readings > Useful Links

[VIEW UNIT IN STUDIO](#) [Bookmark](#)

In this module, we will be working with Europeana content. **Please have a quick look at the following websites**, so that you get acquainted with the Europeana environment, both for the general public as well as the specific websites for professionals. The most important is to have a taste of what kind of content you can find on Europeana. Have look at the collections and exhibitions.

Europeana: www.europeana.eu

You can read more about the Europeana Space project which aims to foster creative reuse of the Europeana content:

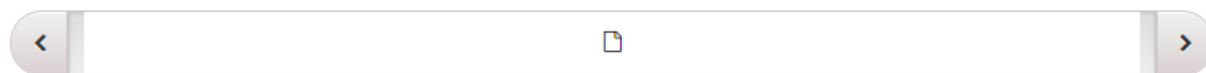
Europeana Space: www.europeana-space.eu

More specifically some background of the photography pilot:

E-Space Photography pilot: www.espacephotography.com**Photography Hackathon "Hack your Photo Heritage":** www.europeana-

View this course as: Staff[Home](#) [Course](#) [Discussion](#) [Wiki](#) [Progress](#) [Instructor](#)[Bookmarks](#)

▼ Photography

[Introduction](#)[Preparatory Readings](#)[Further reading](#)[Build your Story online](#)[Challenge](#)[Discussion](#)[Photography and IPR](#)▶ [Open and Hybrid Publishing](#)▶ [Television](#)▶ [Dance](#)▶ [Games](#)▶ [Museums](#)[Photography](#) > [Build your Story online](#) > [Build your Story online](#)[VIEW UNIT IN STUDIO](#)[Bookmark](#)

In this chapter you will learn how to create a story with Europeana materials.

THE STORYTELLING WEBSITE

The storytelling application (http://www.heron-net.be/espace_test/) allows end-users to build online stories that showcase a group of digital objects in combination with narrative text. Using pre-built themes and layouts, users can build stories and collections without any programming knowledge.

With a personal account, users can upload own images and metadata to their personal repository. They can also search a number of online cultural heritage repositories that are made available by the WITH API and select items of interest from the search results to add them to their personal repository. With these items, users can publish own collections of photographic material as well as build personalised stories.

The strength of the storytelling application is that the mass of photographic material to be found in cultural repositories such as Europeana can now be placed in context, allowing readers to enjoy and learn about the background of the photographs and the personal stories behind them.

More context on the content providers can be found here:

EuropeanaPhotography: <http://www.europeana-photography.eu/>

Photoconsortium: <http://www.photoconsortium.net/>

STAFF DEBUG INFO

 Hide Discussion

 New Post

Using Europeana: tryout

discussion posted 19 minutes ago by
[FredTruyen](#)

How easy do you find objects of interest in Europeana? Try it out for yourself: choose a topic you want to find out more about, e.g. early photography,...

This post is visible to everyone.

 Expand discussion


1

View this course as: Staff ▼[Home](#) [Course](#) [Discussion](#) [Wiki](#) [Progress](#) [Instructor](#)
Bookmarks

▼ Photography

[Introduction](#)**[Preparatory Readings](#)**[Build your Story online](#)[Challenge](#)[Discussion](#)[Photography and IPR](#)[Further reading](#)▶ [Open and Hybrid Publishing](#)▶ [Television](#)▶ [Dance](#)

Photography > Preparatory Readings > Preparatory Readings

[VIEW UNIT IN STUDIO](#) [Bookmark](#)

To better understand the context of the tools that you will learn to use in this module, you might want to read these articles about early photography in Europeana.

["Trials and Tribulations, Results and Implications. Digitizing for EuropeanaPhotography"](#) by Fred Truyen and Sofie Taes

[""All Our Yesterdays" Europeana and the Phenomenology of Photographic Experience through the Framing of Digitization"](#) by Fred Truyen and Sofie Taes

["Early Photography and the Digital World"](#) by Fred Truyen



[STAFF DEBUG INFO](#)

View this course as: Staff ▾[Home](#) [Course](#) [Discussion](#) [Wiki](#) [Progress](#) [Instructor](#)
Bookmarks

▼ Photography

[Introduction](#)[Preparatory Readings](#)[Build your Story online](#)[Challenge](#)[Discussion](#)[Photography and IPR](#)[Further reading](#)▶ [Open and Hybrid Publishing](#)▶ [Television](#)▶ [Dance](#)▶ [Games](#)▶ [Museums](#)

Photography > Build your Story online > Build your Story online

[VIEW UNIT IN STUDIO](#) [Bookmark](#)*Now you are about to learn how to create a story with Europeana materials! Are you ready?*

THE STORYTELLING WEBSITE

The storytelling application (http://www.heron-net.be/espace_test/) allows end-users to build online stories that showcase a group of digital objects in combination with narrative text. Using pre-built themes and layouts, users can build stories and collections without any programming knowledge.

With a personal account, users can upload own images and metadata to their personal repository. They can also search a number of online cultural heritage repositories that are made available by the WITH API and select items of interest from the search results to add them to their personal repository. With these items, users can publish own collections of photographic material as well as build personalised stories.

The strength of the storytelling application is that the mass of photographic material to be found in cultural repositories such as Europeana can now be placed in context, allowing readers to enjoy and learn about the background of the photographs and the personal stories

the photographs and the personal stories behind them.

HOW TO USE IT

On the storytelling website visitors can:

- Search and browse published stories, items and collections
- Search for items in Europeana, DPLA, DigitalNZ, MINT and the Rijksmuseum
- Create an own account on the website to start building their own stories

First of all, clicking on *Register* users can create an account (Figure 1).

Figure 1

Once registered, they can access the *My Space* dashboard (Figure 2), which gives access to account, profile and content.

Use this ID when you create links to this unit from other course content. You enter the ID in the URL field.

LOCATION IN COURSE OUTLINE

Photography

Build your Story online

Build your Story online


+ New Unit

View this course as: Staff ▾[Home](#) [Course](#) [Discussion](#) [Wiki](#) [Progress](#) [Instructor](#)
Bookmarks

▼ Photography

[Introduction](#)[Preparatory Readings](#)[Build your Story online](#)**[Challenge](#)**[Discussion](#)[Photography and IPR](#)[Further reading](#)▶ [Open and Hybrid Publishing](#)▶ [Television](#)▶ [Dance](#)▶ [Games](#)▶ [Museums](#)

Photography > Challenge > Challenge

[VIEW UNIT IN STUDIO](#) Bookmark

The assignment for the Photography module is the following:

Create a story on http://www.heron-net.be/espace_test/. Log in, browse the collections and search through Europeana Space; pick your favorite photographs, add own material and write the story, then save and publish it on the website. **Share the link in the discussion "Assignment" and explain what kind of queries and repositories you used to search Europeana Space.**

This way, you will learn:

- to become creative with photographic heritage
- to search large repositories of images for relevant content

[STAFF DEBUG INFO](#) [Show Discussion](#) [New Post](#)

[HOME](#)[BROWSE STORIES](#)[BROWSE ITEMS](#)[BROWSE COLLECTIONS](#)[CREATE YOUR OWN STORY](#)[SEARCH EUROPEANA SPACE](#)[ABOUT THE PHOTOGRAPHY PILOT](#)[Login](#) [Register](#) [Activate Account](#)

EUROPEANA SPACE PHOTOGRAPHY PILOT

[➤ GET STARTED NOW](#)[Search](#)[browse all stories](#)

Create
your own
story



[Home](#) > [Stories](#) > [Trading Spaces / Changing Places](#) > [A biography of the city of Leuven](#)

A BIOGRAPHY OF THE CITY OF LEUVEN



The flooded Wieringstraat.

Under the motto *Trading Spaces / Changing Places*, the exhibition section in Tweebronnen tells its own story, which is also in line with the themes developed at the *All Our Yesterdays*-site in Heverlee. This is the photographic biography of a city 'on the go', with its unforgettable protagonists and vanished faces, with proud icons and almost-forgotten-episodes.

Story title : *Trading Spaces / Changing Places*

Intro

[A biography of the city of Leuven](#)

"Worpt ons desen ende dien uut!"
(Come on! We'll throw them all out!).
Urban beautification from laborer's cottage to Kruidtuin

Phoenix

Essays

Dates & Delight

City Image

Expo Partners



Military exercise of the artillery.



The land behind the beguinage.



Group photo of the 'Section Photographique'.



Leuven's bourgeoisie.

- ▶ [Open and Hybrid Publishing](#)
- ▶ [Television](#)
- ▶ [Dance](#)
- ▶ [Games](#)
- ▶ [Museums](#)
- ▶ [IPR](#)
- ▶ [Creative Marketing](#)

Reuse of photographic heritage

discussion posted 5 months ago by [ClarissaColangelo](#)

How can photographic heritage be creatively reused? Discuss here your ideas and/or examples.

This post is visible to everyone.

[+ Expand discussion](#)

GLAM organizations: how can they reuse content?

discussion posted 5 months ago by [ClarissaColangelo](#)

What can organizations do to open up and reuse content?

This post is visible to everyone.

[+ Expand discussion](#)

Open Collections

discussion posted 5 months ago by

▶ Photography

▶ Open and Hybrid Publishing

▶ Television

▶ Dance

▶ Games

▶ Museums

▶ IPR

▼ Creative Marketing

Introduction

Useful resources

Lecture 1: Antonella Fresa

Lecture 2: Costanza Giovannini

Lecture 3: Marianna Marcucci and Fabrizio Todisco

Lecture 4: Jasper Visser

Cultural Heritage



[VIEW UNIT IN STUDIO](#)

[Bookmark](#)

Europeana Space – creative re-use perspectives for cultural heritage



► Photography

► Open and Hybrid Publishing

► Television

► Dance

► Games

► Museums

► IPR

▼ Creative Marketing

Introduction

Useful resources

Lecture 1: Antonella Fresa

Lecture 2: Costanza Giovannini

Lecture 3: Marianna Marcucci and Fabrizio Todisco

Lecture 4: Jasper Visser

Assignment



[VIEW UNIT IN STUDIO](#)

[Bookmark](#)

Communicating a territory through new media: Play Your Tuscany and Unraveling Jordan



[STAFF DEBUG INFO](#)

Costanza Giovannini, Fondazione Sistema Toscana: [presentation](#).



- ❑ INTED 2016 – Valencia, 7-9 March 2016
- ❑ EDULEARN16 – Barcelona, 4-6 July 2016
- ❑ EADTU – Rome, 19-21 October 2016

